Consultation and Participation Plan
For the Finalization of the
REDD+ Readiness Document for Suriname

Early Information Sharing and Dialogue

REPORT

29 October 2012

Attune | development

List of Abbreviations

RO	Ministerie van Regionale Ontwikkeling
ATM	Ministerie van Arbeid Technologische Ontwikkeling en Milieu
NIMOS	Nationaal Instituut voor Milieu en Ontwikkeling in Suriname
ROGB	Ministerie van Ruimtelijke ordening, Grond- en Bosbeheer
SBB	Stichting voor Bosbeheer en Bostoezicht
GLIS	Geografische en Landinformatie Systemen
ACT	Amazon Conservation Team
CI	Conservation International
WWF	World Wildlife Fund
VIDS	Vereniging van Inheemse Dorpshoofden in Suriname
OIS	Organisatie van Inheemsen in Suriname
VSG	Vereniging van de 12 Saramakaanse Lo's
VSB	Vereniging Surinaams Bedrijfsleven
MKB	Vereniging van Midden en Kleine Bedrijven
OW	Ministerie van Openbare Werken
Talawa	Vereniging van Trio en Wayana inheemsen
PAS	Pater Albrinck Stichting
CELOS	Center for Landbowkundig Onderzoek in Suriname
NVB	Nationale Vrouwen Beweging
PMT	Project Management Team

Table of Contents

Executive Summary **4**

1 Planning and preparation before the engagement process 6

1.1 Objectives and goals 6

1.2 Parties involved 7

1.2.1 Stakeholder inventory 7

1.2.2 Experts 11

1.2.3 Multipliers and facilitators 12

1.3 Facilitation of dialogues, workshops, consultation sessions 13

1.3.1 Overall framework for the facilitation 13

1.4 Identification of major themes 15

1.4.1 Issues to be discussed with stakeholders 15

1.4.2 Points likely to be raised by local people during the dialogues: 15

1.5 Culturally appropriate facilitation methodologies 16

1.5.1 Overall approach to facilitation 16

1.5.2 Specific facilitation model for local dialogue 17

1.5.3 Specific facilitation model for national dialogue 21

1.6 Time line 22

1.7 Required human and financial resources 24

2 Implementation of engagement activities as part of the decision-making process 30

2.1 Dissemination 30

3 Review of engagement activities during and after the decision making process 30

4 Grievance and redress mechanism 30

Executive Summary

The stakeholders engagement process for the formulation of the REDD+ readiness proposal aims to involve all direct and indirect forest users in a non-discriminatory and transparent way. The Government of Suriname sees REDD+ as a planning tool for future potential activities in the forest, and wants to build the general capacity for dialogues and consultations amongst all stakeholders groups for the longer term. The current phase of REDD+ activities falls within the early information and dialogue process and aims at sharing information about REDD+, convey the plans of the Government and solicit suggestions, issues and concerns from stakeholders.

Earlier work on the formulation of the R-PP took place between 2009-2010. Because stakeholders were engaged late into the process, the indigenous and maroon peoples have publicly expressed their concerns. Therefore, the Government of Suriname promotes an early engagement process in the current continuation of the R-PP process. The Government envisages a long term process (24 months) in which stakeholders will be engaged in the preparation and the implementation of REDD+.

The stakeholders identified are coming from indigenous and maroon tribes, civil society (including women, youth, conservation, and other functional groups), private sector working in the mining and infrastructure sector in the interior, Government Ministries and academia. Special attention will be given to the indigenous and maroon groups, who are dependent on the forest and have a different relationship with the forest than those groups living in the coastal region. Also because the indigenous and maroon groups were excluded from the earlier process of the REDD+ development in 2009-2010, their inclusion in the process is critical.

The stakeholders' engagement will be executed in a cultural appropriate way. This includes: 1) Adhering to the customs of the *locale*, 2) Communicating in the language of the *locale*, 3) Choosing a location that conveys respect to the leadership of the tribe, 4) Treating the tribal leaders with respect, 5) Identifying the local drivers for deforestation and degradation as input in the information sharing activity, 6) Being familiar with the local socio-economic aspect of the communities so the facilitator is able to correctly interpret answers, and 7) Allowing sufficient time for the dialogue.

The project plans to have dialogues with the help of a group of facilitators. The facilitator is a third party that help groups accomplish the content of their work by providing process leadership and process expertise. There are three types of dialogues planned as follows:

- National Dialogues: A one-time event to meet with all stakeholders. The facilitation will take a problem-solving approach, defining the problem and helping the participants to generate and evaluate alternative solutions and create action plans for the future. The national dialogue needs a more comprehensive preparation of the structure of the workshop due to the larger group size. The projected outcome for the national dialogues is to discuss and validate the R-PP document and to discuss the future of the REDD+ planning process. The validation will occur with having an open-door policy for groups to discuss issues/concerns, and by soliciting comments through email.
- Sectoral dialogues: A series of meetings with the project group and the resource group (selected experts) and as necessary, other important stakeholders. The facilitation

included information sharing, followed by a facilitated discussion to solicit the expectations and concerns of the various stakeholders.

- Local dialogues: A series of local dialogues are planned to have a two-way information exchange between the project and the indigenous and maroon communities. The facilitation will be handled by two REDD+ assistants appointed by the tribal leadership. These will be trained in communication and facilitation by the project. The REDD+ assistants will raise awareness and share information about the plans in terms of REDD+. The projected outcome of the events is to identify important issues (concerns, comments, suggestions) that can be included in the national dialogue and the R-PP.

The abovementioned local dialogues will be carried out in selected villages. The selection is based on three important criteria: 1) equality by including all the tribes in Suriname and not discriminating on their accessibility, 2) cultural appropriateness by choosing the residency of the *Granman* for the dialogues and 3) to keep the logistical transport of peoples to a minimum. Ten locations have been selected to have dialogues with the six maroon tribes and four indigenous tribes living in Suriname: Apura (Arowak), Galibi (Caraib), Redi Doti (Arowak/Caraib), Kwamalasamutu (Trio/Wayana), Langatabiki, (Paamaka), Drietabiki (Ndjuka), Witagron (Kwinti), Asidonhopo (Saamaka), Pusugrunu (Matawai), Benzdorp (Aluku).
For the first phase of the engagement plan the Government wants to execute a pilot engagement activity. This pilot activity aims to build capacity among the project management team to engage with local communities and to solicit suggestions and concerns from the communities that can be addressed in the R-PP document. As such the project aims to select four villages for early information sharing and dialogues in the month of November 2012, based on 1) the current available finances for the project, 2) the time available for local dialogues before the submitting the R-PP in December 2012 and 3) the decision to focus on the coastal region in this early phase. Based on the abovementioned selection criteria for villages, the pilot dialogues will be planned for five villages: Langatabiki (Paamaka), Galibi (Caraib), Witagron (Kwinti) and Apura (Arowak) and one other of choice. The remaining villages in Suriname (approximately 200, see list in Annex 1) will be visited in the period between 2013-2015, either in clusters or by themselves.

The engagement of stakeholders will be monitored through the level of involvement of stakeholders, the “back room” talk that may have a significant impact on the process, the emergence of new stakeholders in the process and the communication between stakeholders in the process.

If stakeholders feel that they have been negatively impacted by REDD+ activities want to register this grievance or conflict, they should have an opportunity to restore their identity within the process. Grievance can be submitted to the project group, tested on eligibility and decision can be made by a non-partial organization. Conflicts can be addressed by the Cabinet of the President, who has experience with handling conflicts between stakeholders and if this negotiation attempts does not work, then stakeholders can submit the conflict to a non-partial organization e.g. the Climate Change Commission in parliament for mediation.

Stakeholder Engagement Process

1 Planning and preparation before the engagement process

1.1 Objectives and goals

The Government of Suriname plans to inform, to consult and ultimately to involve all groups that are directly and indirectly dependent on the forest in the stakeholder engagement process in order to understand their perspective on issues related to REDD+. This will be done through information dissemination and input solicitation process that is culturally appropriate at the different stakeholder levels. In order to do so, expert knowledge regarding the different cultural forest-dependent groups living in Suriname will be solicited.

The objective of the stakeholder engagement process is to lay a foundation for the effective involvement of stakeholders for the R-PP formulation and for the longer term of the project, both for its preparation and during the implementation phase. Effective involvement includes soliciting the ideas and concerns of the stakeholders after they have been informed about the concept of REDD+ and the Government's plans for implementing REDD+ activities in a structured planning process.

The stakeholders engagement process will be designed to build capacity of the different stakeholders in Suriname so they can provide input in strategizing and implementing REDD+ in the future. The process will ensure against non-discrimination by including all the tribal villages that are remote, and different from mainstream society in terms of education level. The process is based on democratic principles as practiced in the Republic of Suriname so that all groups from society are able to engage at any time during the process, thereby ensuring their inclusiveness.

The abovementioned stakeholders engagement process is the first step in a longer plan in which stakeholders will be asked to jointly take decisions in REDD+ development. The phase f R-PP formulation require stakeholders to be involved in early information sharing and dialogues (see figure 1).

Figure 1: Stages of stakeholder engagement with increasing involvement of the concerned

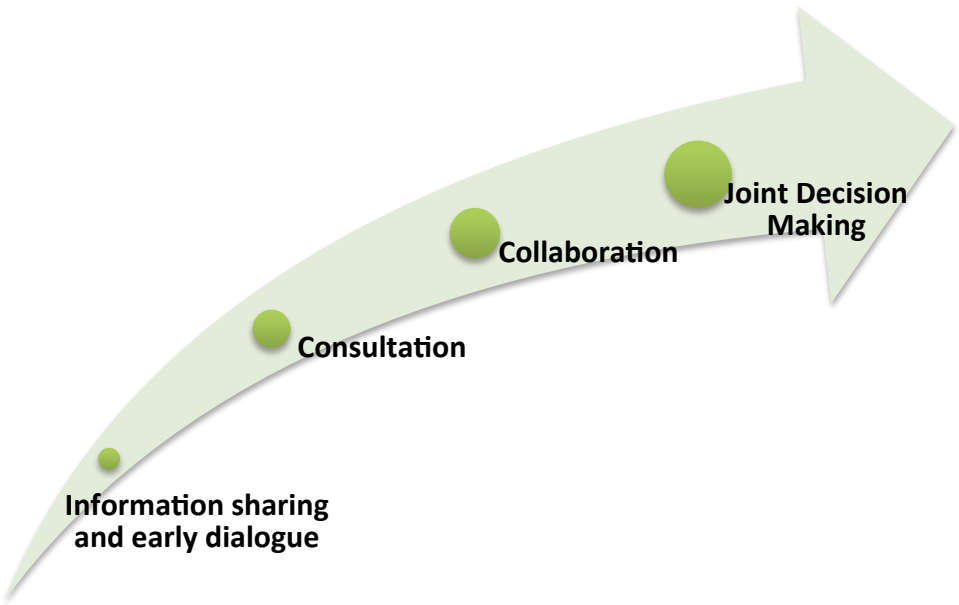

The stakeholder engagement during the R-PP process consists of the following elements to be discussed in this plan.

- Planning and preparation before the decision making process
- Identification and selection of the stakeholders for the early information sharing and dialogues.
- Types of meetings
- Local Dialogues with tribes to be facilitated by REDD+ assistant that will be trained in facilitation.
- Projected outcome: issues to be included in the national dialogues
- National Dialogues with all stakeholders to be facilitated by project management.
- Projected outcome: input for the consultation plan

1.2 Parties involved

1.2.1 Stakeholder inventory

To guide the early information sharing and dialogue, the stakeholders are listed in the broad categories of forest users. This helps understand their contribution to the objectives and goals of the stakeholder engagement process. Stakeholders are then mapped based on their relation to REDD+ and the potential impact of REDD+ on their livelihoods.

Because of cultural sensitivity of the issue, the focus of the stakeholder engagement will have to be on indigenous groups and maroon communities. It needs to be noted however, that there are other important groups of stakeholders that need to be involved in the stakeholder engagement process. The different stakeholder groups will be engaged at different levels. This is defined by the capacity of the group to absorb information and engage in the dialogue.

For the major stakeholder groups, the type of engagement is explained below.

Indigenous/maroon groups: The majority of the stakeholders are forest users and located in the young coastal plan and the savannah regions, comprising in the upper 20% of Suriname's land area. The indigenous groups of the Caraib and Arowak also live in this area. The remaining indigenous and maroon groups are widespread throughout the remainder of the country. The two largest indigenous groups in South Suriname are the Trio and Wayana. They live in the far south. In addition to Indigenous Peoples, the interior houses six different groups of Maroons: Ndyuka, Saamaka, Aluku, Paamaka, Matawai, and Kwinti dispersed along the rivers in the interior. Today approximately 8,000 Indigenous peoples and 54,000 Maroons live in Suriname, and they are among the most marginalized groups in Suriname.

The tribal groups are approached through the official channels of Government. The traditional authorities legally fall under the execution of the Ministry of Regional Development. According to the State Decree on the Job Descriptions of Departments (Staatsbesluit Taakomschrijving Departementen, S.B 1991 no. 58 as amended S.B 2005 no. 94), the Ministry of Regional Development, among other things, is assigned the task of maintaining the relationship between the central Government and dignitaries and inhabitants of the interior. The *Granman* has supreme authority over all members of the tribe within the tribal territory. This office has both an administrative as well and a socio-economic role to play, addressing day to day issues within the territory as well as a representational role to the outside.

This role is not formally written, but has developed through custom and practice. It includes, but is not limited to:

1. ensure the well being of his community (natural resource use and management, rituals, rights, information flow, financial management and effective decision-making).
2. enforce law and custom within his territory and dispensing justice when appropriate (conflict resolution, enforcement of penalties, lawmaking).
3. protect his tribe from outside influences and representing their interests to outsiders (selection and involvement of outsiders, consultation process, payments for services).
4. being the religious leader of his community, undertaking ceremonial roles that preserve the societal cohesion
5. being the administrative leader of his community, ensuring that the tribal hierarchy functions, that services are provided, and that the community remains viable (source: IDB/ACT, 2010)

With this mandate, the tribal leaders can be considered the formal representatives of the tribes and will be those most participating in the REDD+ planning process. If other people have the need to be engaged in the process, the Project Management Team will be flexible en encourage to include the views of each citizen of Suriname.

Many processes of engagement of indigenous peoples and maroons in particularly mining activities have ended up in conflict or withdrawal in Suriname. Some of the factors that are important to consider for engagement are: 1) tribal communities live in a different reality that may result in the construction of a different worldview, 2) the time concepts are different, and 3) the language barriers often create communication problems. Because the indigenous and

maroon groups were excluded from the earlier process of the REDD+ development in 2009-2010, there may be feelings of discontent about the project. Special attention should be given to this by being transparent about the role of the groups in each part of the process. Also, the project should take adequate time to engage all the indigenous and maroons groups, with cultural-sensitive awareness and dialogue processes.

For this early phase of the process, the tribes are approached through the *Granman*s with an invitation letter send by the Cabinet of the President. The letter informs the leaders that there are plans of the Government for initiating REDD+ and that there is a need for early information sharing and dialogue. A separate letter will be send to request to nominate a REDD+ assistant for village level meetings (*krutus*) and participants for the national dialogue. The REDD+ assistant should speak the local language, have at least five years experience working with the tribe and preferably lives or has lived in the village. The type of information sharing needed here is for awareness raising regarding the basic concepts of climate change and REDD+. The delivery should occur through visual material such as folders and video. All items should at least be translated in *Sranang Tongo*, the linga franca that connects all inhabitants of Suriname.

Civil society groups: The identified groups are approached with an invitation letter send by the Cabinet of the President. The letter informs the groups about the plans of the Government to initiate REDD+ and the need for early information sharing and dialogue. The letter will also request select participants to attend the national dialogue. The type of information sharing needed here is for awareness raising on basic concepts of climate change and REDD+. The delivery should occur through written and visual material such as folders, papers and videos. Background papers on REDD+ and stakeholders engagement have been made available by the PMT, and should be distributed to civil society.

Private sector companies: The companies are approached with an invitation letter send by the Cabinet of the President. The letter informs the groups about the plans of the Government for initiating REDD+ and the need for early information sharing and dialogue. The letter will also request to select participants for the national dialogue. The type of information sharing needed here is for awareness raising on basic concepts of climate change and REDD+. The delivery should occur through written and visual material such as folders and papers. Specific attention should be given to the link between REDD+ and the interest of the company.

Government: The Government agencies are approached with an invitation letter send by the Cabinet of the President to their respective Directors. The letter informs them about the plans of the Government for initiating REDD+ and the need for early information sharing and dialogue. The letter will also request select participants to attend the national dialogue. The type of information sharing needed here is for awareness raising on basic concepts of climate change and REDD+. The delivery should occur through written material such as folders and papers. A PowerPoint presentation to the leader and staff of the department may be needed to get the full support.

Academia: The University of Suriname and other academic institutions are approached with an invitation letter send by the Cabinet of the President. The letter informs the groups about the plans of the Government for initiating REDD+ and the need for early information sharing and dialogue. The letter will also request select participants to attend the national dialogue. The

type of information sharing needed here is for awareness raising on basic concepts of climate change and REDD+. The delivery should occur through written material such as papers and academic publications on REDD+. Selected scientists can support the R-PP writing group.

It is important to note that during the process groups become increasingly engaged from simple information sharing in the current early stage of the process, to an ever stronger engagement of the concerned up to an active collaboration and joint decision making in the REDD+ implementation phase (2013 and beyond).

The purpose of the mapping exercise is to identify the stakeholders and other relevant actors to understand their intentions, agendas and interests and how they can influence the process. More importantly, the stakeholder mapping allows making an inventory of the resources they can bring to the planning and decision-making process of REDD+.

The stakeholder mapping in table 1 explains the interested parties, their public positions and potential interests and the potential contribution they can have in the REDD+ process

The stakeholders will be engaged by local and national dialogues and through awareness campaigns.

Mapping of stakeholders

The mapping of the abovementioned stakeholders is shown in table 1.

Table 1: Stakeholder analysis for the REDD+ planning process

Stakeholder	Current Positions/issues	Potential interests	Relation to the REDD + process	Reached through
Government: Cabinet of the President PMT	Robust planning process with adequate stakeholder engagement	Peace and stability Development and growth	Project management Decision-making	National dialogue
Parliament Commission on Climate Change	Robust planning process with adequate stakeholder engagement	Peace and stability Development and growth	Decision-making	National dialogue
Government: Ministry RO	Involvement of all tribes living in the interior in the process	Involvement	Information dissemination in the interior Logistics in the interior	National dialogue
Government Sectoral Ministries: Ministry ATM-NIMOS, Ministry RGB- SBB, GLIS Ministry OW	Environmental and forest management Decision-making based on scientific analysis	Protect the environment and forests	Technical expertise	National dialogue

NGOs (Tropenbos, ACT, CI, WWF)	Conservation and protection of forests	Ideology and science	Technical expertise Inter-cultural communication with stakeholders	National dialogue
Tribes (Wayana, Trio, Arowak, Caraib, Matawai, Kwinti, Aluku, Ndyuka, Saamaka, Paamaka), including specific interest groups such as women, youth	Free and prior informed consent and benefit sharing REDD+ projects. Protection of rights, specifically land rights	Livelihood	Directly impacted by REDD+ Monitoring	Local dialogue
Umbrella organizations VIDS, OIS (indigenous peoples), VSG (Saamaka), Talawa (Trio and Wayana)	Free and prior informed consent and benefit sharing REDD+ projects. Protection of rights, specifically land rights	Advocacy Benefit sharing	Facilitator Inter-cultural communication with stakeholders	National dialogue
Small-scale goldminers	Necessary deforestation for goldmining	Livelihood	Field presence (pot. Monitoring)	National /local dialogue
Companies that are engaged in large scale development projects in the interior- roads, dams etc.	Project that benefit the majority of citizens Sound environmental and social assessments	Development and growth	Information dissemination	National/local dialogue
Logging companies	Incorporating REDD+ in sustainable forest management	Livelihood	Field presence (pot. Monitoring)	National/local dialogue
Academia: University of Suriname and CELOS (Narena)	Decision-making based on scienctific analysis	Academic credentials	Technical expertise	National dialogue
Tourism operators	Link REDD+ and tourism	Livelihood	Field presence (pot. Monitoring)	Awareness

1.2.2 Experts

The Government of Suriname has appointed 34 experts of various groups from the private sector, civil society, the Government and indigenous and maroon communities and academia to provide timely feedback in the R-PP formulation process. The Project Group was installed on October 3rd 2012 and will meet for five times during the project life. These meetings are planned just before engagement activities are taking place. The task of the Project Group is to advise the Government in the formulation of the R-PP are:

- Provide guidance to the project by accentuating topics and giving advice on problems;
- Provide feedback (written/verbal) on sections of the R-PP drafted by the consultants;
- To disseminate received information to the stakeholder's own target group, in order to get the full grasp on it and create ownership within each group (see description in Annex 2).

In addition, the Government of Suriname has selected members from the project group for a resource group. The resource group is a sub-set of the REDD+ project group, and will serve as an active contributing body to the R-PP. The description of their tasks is given in Annex 3. The resource group members have appointed coordinators that are responsible for a specific section of the R-PP as described in Annex 4.

1.2.3 Multipliers and facilitators

Stakeholder engagement processes are often facilitated by organizations that have specific knowledge about the diversity of the groups, their perception and frame of communication (language). More importantly is the trust that stakeholders have in these facilitators. This is especially relevant for getting timely input from traditional peoples into REDD+ projects that is designed from a western concepts. Besides facilitators in Table 2 are also identified the potential multipliers to vertically disseminate information from the project to the relevant stakeholders. The networks and platforms that understand the perceptions of the stakeholders and that can provide input in the planning process are also identified.

Table 2: Important facilitators/multipliers and their networks for the engagement of stakeholders

Facilitators and multipliers	**Type of support**
University of Suriname, Mining Department	Multiplier
Local schools, involved in a number of environmental and social activities	Multiplier
Umbrella organizations (VIDS, OIS, VSG, TALAWA)	Facilitator for indigenous peoples and maroons
Nature-related NGOs working in the interior (Red Cross, NVB, PAS, ACT, CI)	Facilitator for specific target groups Multiplier
Local Governments (District Commissioner, district and resort members)	Facilitator for all groups Multiplier
Local youth, women and religious organizations	Multiplier
Project Group R-PP	Facilitator for all groups Multiplier
Networks and platforms	**Type of support**
Goldmining sector platform (Government and miners)	Engaging small-scale goldminers
Wood platform (Forestry companies)	Engaging forestry sector
Private sector organizations (VSB, MKB)	Experience and results of stakeholder

	engagement
Small-scale gold mining entrepreneurs (Vereniging van Binnenland Entrepreneurs)	Engaging small-scale goldminers
University of Amsterdam, Centre for the study and documentation of Latin America, IIRSA road research group (CEDLA)	Experience and results of stakeholder engagement in road project
Tourism platform (TOURS and Stichting Tourisme Suriname)	Engaging stakeholders
Project Group R-PP	Engaging stakeholders from broad selection of organizations and groups

1.3 Facilitation of dialogues, workshops, consultation sessions

1.3.1 Overall framework for the facilitation

Facilitation of events is important to ensure that the project's dialogues and workshops are effective. Effectiveness is largely promoted by working in a cultural appropriate way. Cultural norms and values are very different in the tribal groups than in the coastal zone.

Cultural appropriateness in the dialogues about REDD+ will include the following elements:

1. Adhering to the customs of the *locale;*
2. Communicating in the language of the *locale;*
3. Choosing a location that conveys respect to the leadership tribe. Usually the village of residency of the *Granman* is the most appropriate location;
4. Treating the tribal leaders with respect. This can be addressed by bringing a gift for showing respect or special mentioning of the presence of the *Granman*;
5. Identifying the local drivers for deforestation and degradation as input in the information sharing activity. Communities can better conceptualize with local examples they are familiar with;
6. Being familiar with the local socio-economic aspect of the communities so the facilitator is able to correctly interpret answers;
7. Allowing sufficient time for the dialogue. In many cases it is important to have a meal together with the tribal leadership as a way of bonding or allowing space for emotional response to the proposal;

The facilitation of dialogues aims to have a third party help groups accomplish the content of their work by providing process leadership and process expertise[1]. The facilitator should be acceptable to all group members and is constantly engaged in a process of diagnosis and intervention. The facilitator will have to lead large groups of students in the facilitation, up to 100 people.

It requires a structured approach to facilitation that adheres to (customary) ground rules and core values that guide the behavior of facilitator and participant. It means that the facilitator will have to keep tight on the goal of the meeting, structure of the meeting and the role of the facilitator and participants. This includes:

[1] Fleisher & Zumeta (1999, p.1). Previntin conflict through facilitation. http://www.mediate.com/articles/zenandflei.cfm

Goal of the meeting: The facilitator should be able to guide participants towards a clear end goal of providing the output required.

Structure of the meeting: The facilitator uses a structured step by step plan towards getting input on a future consultation plan.

Role of facilitator and participants: The facilitator and participants adhere to core values and ground rules that guide their behavior and therefore give room for developing an effective role in the exercise. The facilitator's main task is to intentionally guide the group that is diverse in background, knowledge, skills and ability to adapt to new situations.

The types of dialogues that are subject to facilitation are:

1. **Local dialogues:** A series of local dialogues are planned to have a two-way information exchange between the project and the indigenous and maroon communities. The projected outcome of the events is to identify important issues (concerns, comments, suggestions) that can be included in the national dialogue and the R-PP.
2. **Sectoral dialogues:** A series of meetings with the project group (selected experts) and as necessary, other important stakeholders than those that are listed in Table 1. The facilitation included information sharing through an introductory presentation on REDD+ and R-PP preparation, followed by a facilitated discussion to solicit the expectations and concerns of the various stakeholders.
3. N**ational dialogues:** A one-time event to meet with all stakeholders. The facilitation is similar to the sectoral dialogues but needs a more comprehensive preparation of the structure and workshop because of the larger group. The group will receive concept papers and results from the project (local dialogues). The projected outcome for the national dialogues is after they 1) discuss and validate the R-PP document and 2) discuss the future of the REDD+ planning process. The validation will occur with having an open-door policy for groups to discuss issues/concerns, and by soliciting comments through email. A specific outline of the validation process is given in Annex 5.

The dialogues will be guided by a team of consultants consisting of a facilitation team (Attune) with guidance from the international engagement consultant, and an awareness team (Forward Motion). They will advise the Project Management Team on the execution of activities and address the sensitivities in the process of information sharing such as stakeholders having enough time to digest information.

The dialogues in the R-PP project will mostly have more than 50 participants. Preparation is the most important aspect of facilitating such large groups. In the planning phase, the facilitator builds trust with the client and stakeholders and designs a plan how to approach the task. The facilitator gets a general sense of the structure of the organization/community, vision, mission and tries to understand the functioning of the system, thereby understanding goals, strategies, change processes, culture, learning processes, decision-making processes, network and outside environment (partners, suppliers, clients, competitors). The facilitator also needs to understand the causes of conflict (number of parties, perceptions and outcomes).

1.4 Identification of major themes

1.4.1 Issues to be discussed with stakeholders

Identification of the major themes that will be the focus of the engagement are listed below.

Major themes that will be addressed during the different dialogues:

- What is climate change and how does it affect us?
- Why are forest so important?
- What can be identified as drivers of deforestation and why?
- How can the community participate in actions against deforestation?
- Concept of REDD+ and process to be followed
- The role of the stakeholders
- Drivers of deforestation in their surroundings
- Participation of communities in REDD+ process: who, when, where, how
- Public disclosure and dissemination of information
- Consider key gender concerns in the dialogues
- Communication and consultative mechanisms with relevant stakeholders for continuing information sharing and dialogue
- Attention to key environmental and social issues in the REDD-plus readiness process
- Livelihood issues
- Development including basic human needs (electricity, water, food security)

1.4.2 Points likely to be raised by local people during the dialogues:

Points likely to be raised:

- Impacts of REDD+ on existing livelihoods.
- Will REDD+ lead to restricted access to the forest and its products.
- What are the rights of the stakeholders
- Benefit sharing
- Control systems and monitoring and capacity needs
- Capacity building
- Effects on employment e.g. for forest logging, gold mining
- Income generation alternatives
- Position and addressing of land rights and land use
- The different interests of stakeholders e.g. small en large scale goldminers, communities, developers (infrastructure), loggers
- Channels of information sharing: involvement of village elders, youngsters, and community radio
- Representation of community and involvement during consultation process.
- Role of traditional leaders regarding stakeholders engagement and input

- Dissemination of the message, translation
- Knowledge gaps of forest use regarding traditional use of the forest a future development.

Targeting raised issues by:

- Introduction to REDD+ through the most important elements to be defined
- Introduction of the consultation process and working structures to share information to execute dialogues
- Introduction to Climate Change and REDD+
- Visual examples of drivers of deforestation
- Position of stakeholders in early dialogue process
- Capacity and needs assessment
- Information sharing, listing of concerns
- Inventory of local channels
- Information about process and identification criteria
- Translation local languages and audio visual material

1.5 Culturally appropriate facilitation methodologies

1.5.1 Overall approach to facilitation

The methodology that is chosen for the REDD+ planning process has specific emphasis on assisting groups in increasing equality and level of commitment of their decisions and most importantly enabling the effective use of time.

An important aspect of the facilitation is to discuss the expectations of the participants in the introductory session. The facilitator can then set the boundaries of the meeting.

The basis of the facilitation is to build trust, ownership and transparency.

1. **Trust:** During this session the facilitator builds trust with the participants and a first impression is very important for trust building. Participants need to feel safe which can be accomplished by building rapport by choosing the right words, being respectful and courteous with the group. It is also important to have the same facilitator throughout the process as it will build trust. The facilitator should be aware that participants have interest in being in the facilitation and should use this interest to accomplish the goal of the meeting.
2. **Ownership:** The facilitator should use “we” language as much as possible so participants can start creating ownership for the process. Setting the agenda as a collaborative exercise can set the tone for the group to start sharing responsibility. When the facilitator also appoints a task to the group members – time keeper, logistic helper- it allows for more responsibility and ownership.
3. **Transparency:** The facilitator should explain what is going to happen during the facilitation at all times because nobody likes to be surprised. The facilitator can increase

transparency by making important information visible to participants, such as group memory on a flip-chart and sharing context information at the start of the facilitation.

For large group facilitations of over 50 people there are certain dynamics in the group that a facilitator needs to be aware of. Small changes can generate big effects which can either be failures or successes. Because of the large group in the facilitation, the energy in the room should be monitored carefully because it may drop after the first excitement of participant's meeting each other is over. It requires a mix of cheering, encouraging participation and collaboration. The facilitator should use activities to keep energy flowing. Presentations should take up to 15-20 minutes with lots of visual material, frequent breaks and opportunities for physical movement break up groups. The facilitator should also be energetic.

In large groups, participants can catalyze a chain reaction from other members in the group. So the facilitator wants to make sure that the whole group is involved at all times. Also, in large group meetings the facilitator should always move forward and show the progress that has been made. We can distinguish three stages of progress:

4. **First stage:** The facilitator gets to know the group. At this stage the group is learning about each other and the task at hand. The facilitator needs to motivate and act as a cheerleader. In the meantime the facilitator observes group behavior.
5. **Second stage:** The facilitator created a task structure and forms workable structures based on the observed interaction patterns. The participant will define their individual roles within this structure. The facilitator acts as a referee.
6. **Third stage:** The participants will be responsive to coaching because they use what they have learned and want to improve the process for the future. The facilitator becomes a coach.

1.5.2 Specific facilitation model for local dialogue

The local dialogue will be executed by the REDD+ assistant with guidance from the facilitation consultant. The REDD+ assistant will have to follow the guidelines for facilitation that are provided in the one-day training. As such, the local dialogues need to adhere to the public engagement plan and the values and customs held by the tribe consulted:

- The REDD+ assistant ensures that the consultation includes a representative amount of men, women and youth. In case some groups are not participating, the REDD+ assistant consults the group separately to solicit their view on the REDD+ process.
- The REDD+ assistant will follow a checklist for quality assurance during the facilitation. For each dialogue, the appropriate elements that are completed as required will be marked.
- The list of participants (name, age, gender, phone number, village, representation) and the meeting output needs endorsement by the Government-appointed tribal leader.
- The local dialogues will be video- and audio-taped from beginning to end (Forward motion). The participants will be asked to speak in the microphone to facilitate the videotaping.
- The facilitation team (attune) will be available on site to help and ensure the quality of the dialogues.

The REDD+ assistants will adhere to the following sequence:

Step1: Define the problem

The appropriate way to start asking questions in a group that does not know each other beforehand is by using the following questions: What is REDD+ ? Why do we need REDD+? Who can/should participate in REDD+? The facilitator uses these questions to let people think, frame the issue and create a shared meaning after gathering information. The facilitator will share information on REDD+ by using awareness materials. The facilitator motivates the group to make a summarized problem statement of what are the core issues in REDD+. The facilitator writes the basic concepts on the flip chart, asks the group for the five most important issues. In the end, the facilitator asks if anyone cannot live with it talking about these issues (consensus).

Step 2: Establish criteria for evaluating solutions

The facilitator defines the problem and brings it back to the goal and the outcome we want to achieve. The facilitator has a facilitated discussion about the issues. Afterwards, he/she moves to the next step and explains the reason for finding criteria for solutions. The facilitator gives an example. Subsequently, the facilitator asked the group the following question: If we move along with the REDD+ project, what would (not) be acceptable? How can we implement? The facilitator presents two columns on a flipchart: NO (corresponding with “not acceptable”) and YES (corresponding with “way of implementation”). The facilitator then inquires group members to ask clarifications to the members who presented the input on the flipchart. He/she summarizes the outcome of the process. He /she asked someone to put the summary sheet up on the wall.

Step 3: Evaluate outcomes and the process

The facilitator asks the participants what works and did not work in the process, and provide feedback (evaluations from the Project Group members).

The following **principles and methodology** has been chosen for the series of local dialogue events:

1. **Identification of REDD+ assistants:** After the inception workshops each Tribal leader will be asked to nominate one REDD+ assistant according the following characteristics: 1) the facilitator should be accepted by the tribal group to be facilitated, 2) the facilitator should be able to communicate in the local language as well a the official language Dutch, 3) the facilitator should be familiar with the cultural values and norms of the tribe. The REDD+ assistant will receive remuneration for his/her services.
2. **Training:** The REDD+ assistant need to participate in a one-day training in Paramaribo. The purpose of the training is to: 1) Ensure that facilitators understand the concepts of climate change, REDD+ and the process of the R-PP. REDD+ assistants will have to convey this message to the community in the dialogues. 2) Ensure that facilitators have the tools and follow the guidelines for facilitation that are provided in the one-day training and 3) Ensure that the facilitator will follow a format for the R-PP project document, 4) Ensure that the facilitator will be able to train other tribal members that should aid in the process. At least one other person will be trained by the REDD+ assistant to facilitate the local dialogue.

Project group members that are interested in observe the dialogues will also be trained. The participant and the project group will evaluate the training by filling in a questionnaire, which will remain anonymous.

3. **Selection of appropriate locations:** For the selection of locations, we assume that each village is a unique unit. This constructivist approach supports the different realities, especially how cultural norms and values are very different in the tribal groups than in the coastal zone. Coastal groups[2] are more westernized and can be approached with western concepts and inclusion processes. On the other hand, tribal groups living in the far South, such as the Trios and Wayanas, have different values and forest user-patterns than the coastal groups. The variety in forest-use and livelihood, as well as the difference in cultural values associated with the meaning of forest, are important aspects for incorporating in the national dialogue about R-PP. To ensure inclusion of the indigenous and maroon tribes, the local dialogues should be planned for ten selected villages representing the ten tribal groups living in Suriname (see Figure 2 and Table 3). The REDD+ assistant chooses the appropriate location for the meeting in the selected village.
4. **Information sharing:** The REDD+ assistant will announce the meeting by informing the tribal members (also those from different locations) by local radio, telephone and word of mouth. At this time, the REDD+ assistant conveys information about the purpose of the dialogue.
5. **Awareness:** The REDD+ assistant is expected to raise awareness about REDD+ and the R-PP project with awareness materials developed by Forward Motion. These include a folder (canon) and a video about the beauty of the forest of Suriname.
6. **Evaluation:** The REDD+ assistants will be subject to an evaluation by some of the project groups members (that have also been trained) and the facilitation team (Attune). The project group members will score based on their general impression of the krutu. The facilitators will also eveluate the facilitator based on the skills that they have learned during the training. Both evaluations will be done with questionnaires that will be filled in anonymous, put in a sealed envelope and send to the PMT for further processing.

Figure 2: Geographical location of indigenous and maroon peoples in Suriname with sites for dialogue and information sharing shown as black dots on the map (Source map: ACT, 2009).

[2] There are only three out of ten tribes living in the coastal zone. Of these three tribes, two are from indigenous origin (Arowak and Caraib) and one is from maroon origin (Kwinti). The estimated populations from these three tribes consist of 6500, which is 10.5% of the total of indigenous and maroon tribes.

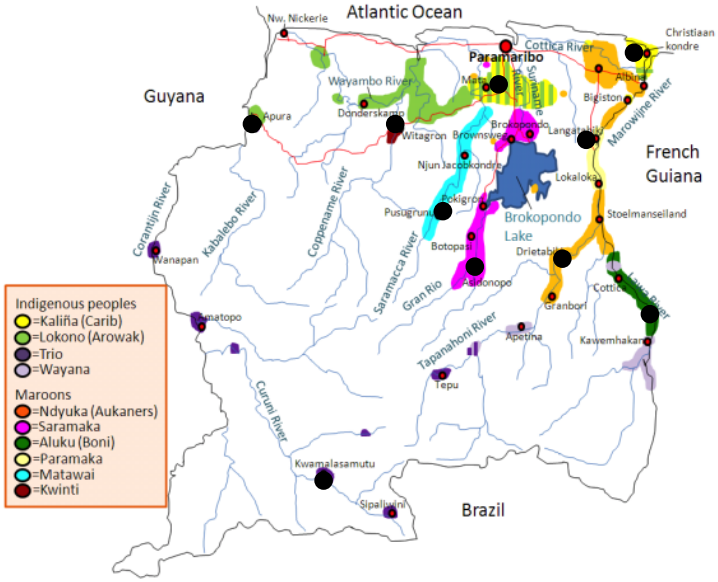

Table 3: Proposed location for early information sharing and dialogue of Indigenous and Maroon peoples living in tribal communities in Suriname[3]

Indigenous peoples	**Est. Pop.**	**Lokation**	**Maroons**	**Est. Pop.**	**Lokation**
Calina (Caric)	2,500	Aura	Ndyuka (Aigners)	20,000	Drietabiki
Lokono (Arowak)	3,500	Galibi Redi Doti (including Caraib)	Saamaka	25,000	Asidonhopo
Trio	1500	Kwamalasamutu	Paamaka	4,000	Langatabiki
Wayana	500	Kwamalasamutu	Matawai	3,000	Pusugrunu
			Aluku (Boni)	1,500	Benzdorp
			Kwinti	500	Witagron
Total	8,000		Total	54,000	

The abovementioned local dialogues will be carried in selected villages and equality by including all the tribes in Suriname and not discriminating on their accessibility. The selection is based on two important criteria: 1) cultural appropriateness by choosing the residency of the *Granman* for the dialogues and 2) to keep the logistical transport of peoples to a minimum. Ten locations have been selected to have dialogues of the six maroon tribes and four indigenous tribes living in Suriname: Apura (Arowak), Galibi (Caraib), Redi Doti (Arowak/Caraib), Kwamalasamutu (Trio/Wayana), Langatabiki, (Paamaka), Drietabiki (Ndjuka),

[3] Sources: IDB 2004; ACT 2007a; ACT 2007b; CLIM 2006

Witagron (Kwinti), Asidonhopo (Saamaka), Pusugrunu (Matawai), Benzdorp (Aluku). Figure 2 gives an overview of these villages.

The Government envisages an engagement process that will take approximately 24 months. For the formulation of the R-PP the Government plans to engage stakeholders in a pilot activity. This pilot activity aims to build capacity among the project management team to engage with local communities and to solicit suggestions and concerns from the communities that can be addressed in the R-PP document. As such the project aims to select five villages for early information sharing and dialogues in the month of November 2012, based on 1) the current available finances for the project, 2) the time available for local dialogues before the submitting the R-PP in December 2012 and 3) the decision to focus on the coastal region in this early phase. Based on the abovementioned selection criteria for villages, the pilot dialogues will be planned for five villages: Langatabiki (Paamaka), Galibi (Caraib), Witagron (Kwinti) and Apura (Arowak) and one other of choice, such as Redi Doti (see figure 3). The remaining villages in Suriname (approximately 200, see list in Annex 1) will be visited in the period between 2013-2015, either in clusters or by themselves.

Figure 3: Geographical location for the pilot sites oft he local dialogues and information sharing, shown as black dots on the map (Source map: ACT, 2009).

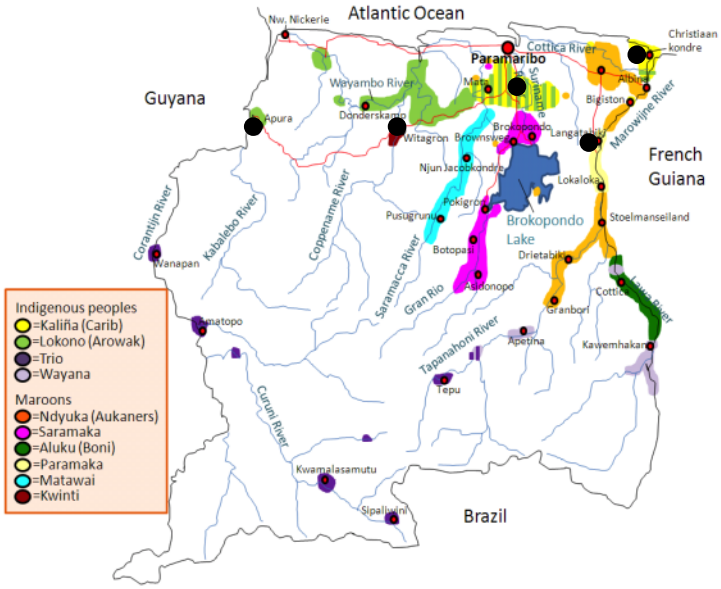

1.5.3 Specific facilitation model for national dialogue

The following facilitation model shall be used for the national level dialogue (Plenary):

Step1: Define the problem (plenary session):

The PMT will start by explaining the history of the R-PP formulation process. The appropriate way to start asking questions in a group that does not know each other beforehand is by using the following questions: What is REDD+ ? Why do we need REDD+? Who should participate in REDD+? The facilitator uses these questions to let people think, frame the issue and create a shared meaning after gathering information. The facilitator writes the basic concepts on the flip chart, asks the group for the five most important issues. In the end, the facilitator asks if anyone cannot live with it (consensus).

Step 2: Identify root causes & generate alternative solutions: Lessons learned from the process

The facilitator let the project groups members explain the process and define the problem. The facilitator brings it back to the goal and the outcome we want to achieve: stakeholder engagement. The facilitator moves to the next step and explains the reason for finding criteria for solutions. The facilitator gives an example. Subsequently, the facilitator asked the group the following question: If we come up with a consultation plan, what would not be acceptable to be included in such a plan? How can it be implemented? The facilitator summarizes the content and shows the future steps to be taken in the process. The facilitator thanks the group for their accomplishment (empowerment).

Step 3: Evaluate alternative solutions and select the best solutions: The way forward

The facilitator defines the problem and brings it back to the goal of the facilitation and links it with the outcome that we want to achieve. He/she writes it on a flip chart. The facilitator uses the flip chart to present the basic points. The facilitator will then invite some group members to rank the ideas for the way forward, and they have to explain their reasoning. Subsequently, the facilitator checks if there are other feelings about it and moves forward. The facilitator summarizes the outcome and the steps that were accomplished. He writes the 3-8 main themes on a flip chart that will be addressed by the consultation plan.

Step 4: Planning the future actions: Make timeline

At the end of the facilitation, the facilitator will invite the PMT in the plenary session to give more information about the plans for implementing the R-PP and stakeholder engagement. The management should explain the process, including time frame that are will be used for implementation of the plan. The management also needs to explain how the people will monitor the progress of the implementation.

Step 5: Evaluate outcomes and the process.

The facilitator asks the participants what worked and did not worked in the process, and how to proceed from after the project on. Participants will be asked to provide feedback (smileys).

1.6 Time line

The suggested time line for facilitation of the local, sectoral and national dialogues is part of an adaptive process. It is important that the project management team (PMT) works closely with the facilitators in the planning of dialogues. Each dialogue needs to be evaluated thoroughly

with the PMT and awareness consultants to be able to incorporate the lessons learned for the next engagement activity. Special attention should be given to moments of non-comprehensiveness of behavior, as it may have underlying interest or values.

Information sharing to and from stakeholders should involve both the awareness consultants and the facilitators to ensure the timely delivery of the required input in the R-PP project. The proposed timeline for activities regarding information sharing and dialogues is shown in Table 4.

Table 4: Timeline for the activities regarding the early information sharing and dialogue of Indigenous and Maroon peoples living in tribal communities

Date (2012/2013)	**Activity**	**Focus**	**Engaged stakeholder**	**Expected output**	**Type of information dissemination and awareness**
8 October	Inception workshop	Project design R-PP project Stakeholder engagement	Project Group	Technical support provided by group Listed concerns about the R-PP project	R-PP proposal Minutes
15-24 October	Appointment of REDD+ assistants	Local dialogue preparation	Tribal leaders	Locally accepted persons	Inform project group
24 October	Project Group meeting	Terms of Reference	Project Group	Role and procedures of group in R-PP project	Minutes
26-30 October	Training of REDD+ assistants	REDD+ concept Skills for facilitation Quality control	REDD+ assistants	Skilled facilitators that can guide the local process	Folder, video[4] Training manual[5]
7 November	Project Group meeting	?	Project Group	?	Minutes
1 November-4 December	Local dialogues in Redi Doti, Apura, Galibi, Witagron, Langatabiki	Awareness/information sharing R-PP project	Arowak, Caraib, Kwinti, Paamaka	Quality input of concerns and suggestions for R-PP	Folder, video
5 December	National Dialogue	Awareness/information sharing R-PP project	Broad range of stakeholders	Concerns, suggestions, comments about the R-PP project Input for consultation plan	R-PP proposal Folder, video Report
24 month period between 2013-2015	Local dialogues in Kwamalasamutu, Asidonhopo, Benzdorp, Pusugrunu, Drietabiki	Awareness/information sharing R-PP project	Trio, Wayana, Aluku, Matawi, Ndyuka, Saamaka	Quality input of concerns and suggestions for R-PP	Folder, video
5 December	Project Group meeting	?	Project Group	?	Minutes
12 December	First validation: open house and	Validation of R-PP project	Broad range of stakeholders	Approval of part of the R-PP project	R-PP proposal Report

[4] To be delivered by Forward Motion
[5] To be delivered by Attune

	email			Suggested improvements	
8 February	Project Group meeting	?	Project Group	?	Minutes
15 February	Second validation	Validation of R-PP project	Broad range of stakeholders	Approval of R-PP project	R-PP proposal Report

1.7 Required human and financial resources

An overview of the human resources and budget needed to implement the engagement activities is given in Table 5.

Table 5: Human resource needs and indicative budget for the national, sectoral and local dialogues								
	Human resources			Budget				
Activity	**Organization of activity**	**Amount of persons to be engaged**	**Amount persons to be transported**	**Budget Item**	**Amount**	**Unit price**	**Subtotal costs (U$)**	**Total costs (U$)**
National dialogue								
National dialogue (1) Paramaribo	Cabinet President PMT Facilitation team (Attune) Awareness consultants (Forward Motion)	100	Tribal groups: Saamaka (3) Paamaka (2) Trio (2) Wayana (2) Matawai (2) Kwinti (2) Matawai (2) Ndyuka (3) Caraib (2) Arowak (2)	Location/venue room	1 rental	3700	3700	
				Food, snack and drinks	Included			
				Translation services	Post		2300	
				Travel	Post		2000	
				Duplication of materials	Post		100	**8100**
Sectoral dialogue								
Project group meetings (5) Paramaribo	Cabinet President PMT Facilitation team (Attune) Awareness consultants (Forward Motion)	40	Trio (2) Arowak (2) Matawai (1)	Location/venue room	5 rental	2400	12000	
				Translation services	0	0		
				Food, snack and drinks	Included			
				Travel	5 times	500	2500	**14500**

Activity	Organization of activity	Amount of persons to be engaged	Amount persons to be transported	Budget Item	Amount	Unit price	Subtotal costs (U$)	Total costs (U$)
Local dialogues								
Caraib Galibi	Facilitation team (Attune) REDD+ assistants (2) Awareness consultants (Forward Motion)	100	10 tribal persons 7 organization	Snack and drinks	120 pc	4	480	
				Customary gift	1 pc	20	20	
				Remuneration REDD+ assistants	2 manday	50	100	
				Travel tribal persons	5 trip	160	800	
				Travel facilitation a and awareness team	2 trip	160	320	**1,720**
Arowak Apura		100	16 tribal persons 7 organization	Snack and drinks	120 pc	4	480	
				Customary gift	1 pc	20	20	
				Remuneration REDD+ assistants	2 manday	50	100	
				Travel tribal persons	8 trip	320	2,560	
				Travel facilitation a and awareness team	2 trip	320	640	**3,800**
Kwinti Witagron		80	4 tribal persons 7 organization	Snack and drinks	80 pc	4	320	
				Customary gift	1 pc	20	20	
				Remuneration REDD+ assistants	2 manday	50	100	
				Travel tribal persons	2 trip	160	320	
				Travel facilitation a and awareness team	2 trip	160	320	**1,080**

Activity	Organization of activity	Amount of persons to be engaged	Amount persons to be transported	Budget Item	Amount	Unit price	Subtotal costs (U$)	Total costs (U$)
Paamaka Langatabiki		100	6 tribal peoples 7 organization	Snack and drinks	120 pc	4	480	
				Customary gift	1 pc	20	20	
				Remuneration REDD+ assistants	2 manday	50	100	
				Travel tribal persons	3 trips	250	750	
				Travel facilitation a and awareness team	2 trip	250	500	**1,850**
Saamaka Asidonhopo		100	20 tribal people 7 organization	Snack and drinks	120 pc	4	480	
				Customary gift	1 pc	20	20	
				Remuneration REDD+ assistants	2 manday	50	100	
				Travel tribal persons	10	250	2,500	
				Travel facilitation a and awareness team	post		3,220	**6,320**
Ndyuka Drietabiki		100	22 tribal peoples 7 organization	Snack and drinks	120 pc	4	480	
				Customary gift	1 pc	20	20	
				Remuneration REDD+ assistants	2 manday	50	100	
				Travel tribal persons	Post		2,900	
				Travel facilitation a and awareness team	Post		3,520	**7,020**

Activity	Organization of activity	Amount of persons to be engaged	Amount persons to be transported	Budget Item	Amount	Unit price	Subtotal costs (U$)	Total costs (U$)
Aluku Benzdorp		100	8 tribal people 7 organization	Snack and drinks	120 pc	4	480	
				Customary gift	1 pc	20	20	
				Remuneration REDD+ assistants	2 manday	50	100	
				Travel tribal persons	4	250	1,000	
				Travel facilitation a and awareness team	Post		4,260	**5,860**
Matawai Pusugrunu		100	10 tribal people 7 organization	Snack and drinks	120 pc	4	480	
				Customary gift	1 pc	20	20	
				Remuneration REDD+ assistants	2 manday	50	100	
				Travel tribal persons	Post		2,900	
				Travel facilitation a and awareness team	Post		2,460	**5,960**
Wayana Kwamalasamutu		100	4 tribal peoples 7 organization	Snack and drinks	120 pc	4	480	
				Customary gift	1 pc	20	20	
				Remuneration REDD+ assistants	2 manday	50	100	
				Travel tribal persons	Post		6,000	
				Travel facilitation a and awareness team	Post		2,760	**9,360**

Activity	Organization of activity	Amount of persons to be engaged	Amount persons to be transported	Budget Item	Amount	Unit price	Subtotal costs (U$)	Total costs (U$)
Trio Kwamalasamutu		100	4 tribal peoples 7 organization	Snack and drinks	120 pc	4	480	
				Customary gift	1 pc	20	20	
				Remuneration REDD+ assistants	2 manday	50	100	
				Travel tribal persons	Post		6,500	
				Travel facilitation a and awareness team	Post		2,760	**9,860**
GRANDTOTAL LOCAL DIALOGUES					**52,830**			

2 Implementation of engagement activities as part of the decision-making process

2.1 Dissemination

To ensure transparency the following materials will be disseminated during the R-PP formulation process:

- Minutes of the Project Group meetings
- Audio-visual recording of all meetings (check with John), to be posted on the R-PP website
- Reports of all local dialogues, to be published on website
- Reports of all national dialogues, to be published on website
- Overall monthly reporting on the facilitation by Attune (management report, no publication)
- Short (5 minute) items for local radio and TV to be produced by Forward Motion

3 Review of engagement activities during and after the decision making process

The facilitation team of Attune will adjust ongoing processes or initiate new processes based on previous outcomes. They will monitor the engagement of stakeholders e.g. who is engaged, reasons for engagement, future roles. Attune will first discuss with the PMT about all conceptual changes required in the stakeholder engagement process and seek the technical advice of the international engagement consultant as required.

The specific items that Attune monitors during the process:

- Level of involvement of stakeholders being monitored through the progress reports (number of new issues posted, type of issues posted - specific/general, number and type of stakeholders involved, role of values).
- The “back room” talk that may have a significant impact on the process
- The emergence of new stakeholders in the process
- The communication between stakeholders in the process
- The meaning/interpretation of issues in dialogues
- The quality of the local dialogues

4 Grievance and redress mechanism

An important part of the stakeholder engagement process will be the establishment of a mechanism to address grievance and monitor compliance with the standards, guidelines and policies of stakeholder engagement as per the “Common Approach”. If stakeholders feel that they have been negatively impacted by the project they need to be able address this grievance or conflict and have a opportunity to restore their identity within the process.

Grievance: The Project Group should be part of the grievance process. They can receive grievances and test those on eligibility (based on criteria to be determined by the group). This may include a research to gather the factual information available. The Project Group can process grievances in their 3-weekly meeting. Whenever a grievance is eligible, it can then be send to a non-partial organization such as the climate commission of the Parliament for finding solutions. Solutions proposed by parliament will be returned to the Project Group, who in turn will inform the affected group.

Conflict resolution: For the R-PP, the conflict will first be handled by the Cabinet of the President, who has experience with handling conflicts between stakeholders with different levels of expertise or different disciplines and worldviews. If this negotiation attempts does not work, then stakeholders can submit the conflict to the Commission in parliament for mediation. Mediation will be done following the problem-solving methodology based on the interests of the disputing parties. This allows a two-step system for addressing conflict in a legitimate and effective way.

Indications for possible areas where such a grievance and redress mechanism might be required will be identified during the information sharing and early dialogue process. Based on these insight the formulation and establishment of the mechanism will be done by the UNDP country office.

Annex 1: List of villages to be consulted in the stakeholder engagement

Cassipora	Jaw Jaw	Oviaholo	Redidotie/Sarakreek	Powie
Powakka	Kajana	Peto-Ondro	Redidotie/Tapoeripa	Saaje
Redidotie	Kambaloewa	Pikiensantie	Wakibasoe/Brownsweg	Sanbedoemie
Mao	Kampoe	Pinatjarimie	Corneliskondre	Sangamasoesa
Pikien Poika	Kapasikele/Pamboko	Ricanaumoffo	Donderskamp	Tabiki
Pikienmainsie	Konow	Tamarin	Apetina/Peleowime	Tjon Tjon
Manjabon	Lespansie	Tang Nangalanti	Kawemhaken	Vandaaki
Santigron	Ligorio	Toekopie	Kwamalasamoetoe	Wanfinga
Totikampoe	Makakondre	Wanhatti	Palumeu	Abenaston
Bigipoika	Malobi	Akoloikondre	Kaaimanston	Adawaai
Bernharddorp	Masiakriki	Alfonsdorp	Witagron	Akisiama
Berlijn	Matrosiekondre	Bigiston	Apoera	Akwakondre
Matta	Mooitorie	Christiaankondre	Section	Asawbasoe
Hollandsekamp	Nw Aurora	Erowarte	Washabo	Asidonhopo
Pikiensaron	Paloeloebasoe	Langamankondre	Akatiekondre	Begron Bendekondre
Wetisantie	Pen Pen	Mariakondre	Akodokondre/Pakiratabiki	Bendikwai/Drietabbetje
Canendadorp	Pikienslee	Marijkedorp	Atemsaa	Bendiwatra
Copie (Cassewinica)	Pokigron	Negerkreek	Badatabiki	Biodoematoe/Pamboko
Gododrai/Mapane	Saloebanga/Kajapatie	Onikaikondre	Bonidoro	Bofroekoele
Jaffa	Semoisie	Pakirakreek	Grankreek	Bonyakriki
Moengotapoe	Solan	Tapuhuku	Langatabbetje	Botopasie
Pennica	Stonhoekoe/Boengitapa	Alasabaka/Marchallkreek	Loka Loka	Dang
Colombia	Tjalikondre	Asigron	Nason	Dangogo/Njoenkondre
Grankreek	Toemaripa	Baikoetoe	Pikientabiki	Dawme
Kalebaskreek	Baling	Bakoe/Boslantie	Skintabiki	Debwo
Sabana	Bethel	Bakoe/Sarakreek	Tabikihede	Djindjeston
Maratakka(Misdjan Cupido)	Boslanti	Balingsoela	Abonasong	Foetoenohakaba
Tapoeripa	Kwatahede	Banavokondre	Benanoe	Godo
Adjoemakondre	Makajapingo	Bioedoematoe/Bronsweg	Cottica/Lawa	Godowatra
Akalekampu	Misalibi	Bekiokondre	Drietabbetje	Goejaba
Akujutukampu	Nw Jacobkondre/Bilawatra	Djankakondre?Bronsweg	Godoholo	Goensi/Kandjoe
Benatimofu	Padua	Doewatra	Granbori	Granpada of Lafantie
Dangtapu	Pakakpaka 1 en 2	Eendracht/Marchallkreek	Jawsa	Granslee
Dengwaikondre	Pijetie	Ganzee/Brownsweg	Kementi	Grantatai
Granhoedoepasie	Piniel	Ganzee/Klaaskreek	Kisai	Hekoenoenoe
Happyland	Poesoegroenoe	Kadjoe/ Brownsweg	Lawatabiki	
Kasaba-ondro	Vertrouw	Kapasikeli/Aidegie	Loabi	
Krabuholo	Wanhati	Kommissariskondre	M'Poesoe	
Langahoekoe/Bilosee	Nw koffiekamp km 106	Lombe Km 103	Mainsie	
Langahoekoe/Oposee	Pikienpada	Lombe/Remoncourt	Manlobi	
Lantwei	Pitchan/Compagnykreek	Makakriki	Mooitakie	
Manjabon	Moendjekriki/ Remontcourt	Makambi/Brownsweg	Nikkie	
Morakondre			Pikienkondre	
Moengotapoe			Poeketie	
Morakondre/Njoenboeroe			Poeroegoedoe	
			Polokaba	

Guidelines for the Suriname REDD+ R-PP finalization Project Working Group
Duration: 3rd Oct 2012 – 31st May 2013

1. *Background*

Suriname has submitted a proposal to the World Bank to start developing REDD+ in Suriname. How will we do this? We want to consult Surinamese people whose living environment is within our forest-rich nation. We are going to ask these people questions about the development of their forest: Do they want traditional development or are they willing to apply an alternative method for development.

Because of your social position, your knowledge on the forests of Suriname and your expertise from your sector, you have been installed as a member of the Suriname REDD+ Project Group of the R-PP project, which can absolutely contribute to the development and implementation of the R-PP.

The information you provide will be taken by the consultants and written in a document to be submitted to the World Bank. This document is a proposal and is called the R-PP (Readiness Preparation Proposal). In this R-PP it is written how we think about our development. Your contribution is of extreme importance for a successful outcome, because this document describes how we see the development of our country. Therefore, national support for the acceptance of the content is very important.

Time is short, but we ask for your full support for this important process to Suriname. The Project Management Team is always ready to provide you with clarification on documents, processes and other project issues.

2. *Roles of REDD+ R-PP finalization Project Working Group:*

- Provide guidance to the project by accentuating topics and giving advice on problems;
- Provide feedback (written/verbal) on sections of the R-PP drafted by the consultants;
- To disseminate received information to the stakeholder's own target group, in order to get the full grasp on it and create ownership within each group.
- *The Project Group provides strategic guidance to the Project Management Team (see annex no.2).*
- *Advice on composition Suriname Permanent National REDD+ Working Group.*

3. *Functioning of the REDD+ R-PP finalization Project Working Group*

The above-mentioned tasks can be executed at the different gatherings and meetings (see annex no.1), through presentations and discussions, working groups and open forums. In addition, Project Group members keep contacts with their own target groups and network to bring forward concerns and requests for clarification at the meetings.

4. *Time frame*

The input from the Project group is very important during the process to reach the deadline for submission of the draft R-PP to the World Bank on December 19th. Consequently, the Project Group is also important after the submission of the draft R-PP until the second submission in Feb 2013.

Annex 1: (provisional) data of meetings

Date	Meeting	Objective	Time and location
3 October	1st Project Group meeting	Installation, introduction and background information on REDD+ and the R-PP project.	09:00-14:00 Torarica
24 October	2nd Project Group meeting	Review first documents from consultants	09:00-14:00
15 November	3e Project Group meeting	Review 2nd writing from consultants	09:00-14:00
8 February	4e Project Group meeting	Review final version R-PP	09:00-14:00

Four members of the Resource Group are named coordinating contributors for the different chapters (components) of the R-PP. They are responsible for gathering the necessary input for their respective components. This information is gathered together with the remaining members from the Resource Group and with others if deemed necessary by the coordinators. See also annex no.1 for the division of the R-PP components.

The component Coordinators are:

Name	**Expertise/Background**
Rudi van Kanten*	Agroforestry – Environmental NGO
Farzia Hausil*	Legal Advisor – Government environmental institution
Achmed Sheikkariem*	Academic - Forestry
Jan Tawjoeram*	Academic/Senior expert – Ex-coordinator Indigenous Affairs ACTO

The Coordinators are in direct contact with the consultants and will contact and convene members of the Resource Group and Project Group as required.

In the communication between the consultants, the Coordinators, the Resource Group and the Project Group (see also annex no.2), the National Consultant is the working arm of the international consultants on the ground.

Annex 4: Guidelines for the Resource Group

The resource group are a sub-set of the REDD+ project group, and will serve as an active contributing body to the R-PP. Those that are a part of the resource group will work together with appointed "component coordinators" whom are responsible for specific chapters within the R-PP.

The work, together with the technical consultants will be performed according to the following guidelines.

The following materials have been gathered and organized into sub-component files by the technical consultants' team leader:

1. Text from March 2010 draft;
2. Sub-component-specific extracts from R-PP template 6 (4 April 2012)
3. Matrix highlighting key elements of guidance from above template, with column for notes / drafting / brainstorming related to that specific element
4. TAP review response matrix, summarizing recommendations and drafting group response strategy related to March 2010 synthesis review

The following steps are suggested in terms of the work organisation:

1. Resource Group contributors are identified and their commitment is recorded.
2. Resource Group contributors are invited to join a Dropbox folder for the relevant sub-component, which contains the sub-component materials described above.
3. Resource Group contributors takes the following steps in reviewing / revising the document:
    a. Review all materials 1-4 above
    b. Comment briefly (bullet points) in guidance matrix (#3) review extent to which each item is addressed in the existing draft. Refer to specific paragraphs of the draft as appropriate.
    c. Briefly describe in guidance matrix (#3) any additions/changes that needed to be made to the sub-component draft in order to fulfill the guidance element.
    d. Comment briefly (bullet points) in TAP response matrix (#4) review any <u>additional</u> changes needed (beyond those mentioned in guidance matrix #3) in order to respond to the TAP Review recommendations.
    e. Share comment matrices #3 and #4 with lead coordinating contributor.
    f. The coordinating contributor will share submissions with the technical team via Dropbox
4. Following the above-described initial round, all changes will be made to the draft sub-components themselves, rather than to the matrices.

The members of the Resource Group are:

Name	**Expertise/Background**
Rudi van Kanten*	Agroforestry – Environmental NGO
Farzia Hausil*	Legal Advisor – Government-environmental institution
Achmed Sheikkariem *	Academic – Forestry
Jan Tawjoeram*	Academic/Senior expert – Ex-coordinator Indigenous Affairs ACTO
Ewald Poetisi	Academic – Geology
Idris Taus	Policy expert -Government Ministry of Natural Resources

* These persons are also the coordinating contributor for the R-PP chapters

Chapter	Subcomponents	Agreed component coordinators/contributors
1. Organize and consult	1a. National readiness management arrangements	Rudi van Kanten
	1b. Information sharing & early dialogue with key stakeholders	
	1c. Consultation and participation plan	
2. Prepare REDD+ strategy	2a. Assessment of Land Use, Land use change drivers, forest law, policy and governance.	Farzia Hausil
	2b. REDD+ strategy options	
	2c. REDD+ implementation framework	
	2d. Social and Environmental Impacts during Readiness preparation and REDD+ implementation	
3. Develop a reference scenario		Achmed Sheikkariem
4. Design systems for National Forest monitoring and information on Safeguards	4a. National Forest Monitoring system	Jan Tawjoeram
	4b. Designing an information systems for multiple benefits, other impacts, governance and safeguards.	
5. Schedule & Budget		-
6. Design Program monitoring and evaluation framework		-

Annex 5: R-PP Validation Sessions (developed by PMT)

Due to the technical nature of the R-PP the validation of it should receive considerable attention. When considering the technical nature of the R-PP against the background of the current lack of capacity and technical know-how in relation to REDD+, an approach is needed that will allow stakeholders ample time and sufficient access to the authors and the PMT.

Therefore the PMT suggests the following alternative to the one day large-scale validation workshop in which personal attention would be challenging, and in depth technical discussions would not be possible.

Digital and hardcopy distribution

The R-PP draft will be distributed digitally, and when required in hardcopy to those stakeholders as identified by the stakeholder mapping exercise, along with instructions on how to provide feedback and prepare written submissions.

Validation sessions

After having received the R-PP in digital form, stakeholders will be invited by email, website and other appropriate media to attend the validation sessions by signing up for a specific day and time slot that is convenient to them. These sessions are divided into two to three days with two- hour time slots, with a maximum of 10 people per time slot. The time slots will be set after hours as well, to increase accessibility to the PMT for those stakeholders that require access outside of working hours.

These sessions will allow contributors to submit oral or written contributions (also discuss previously submitted/emailed contributions), corrections or remarks to the R-PP directly to the consultants and PMT in a smaller setting. Next to the ten people the consultants, PMT, audio-visual recording team, potential observers such as the UNDP and the facilitation team will be present.

The presence of the facilitation team is subject to an as needed basis i.e. when representatives of various tribes or umbrella organizations are present.

The benefits

This set up will allow for the contributors:

- More detailed information sharing.
- More focused attention of the contributors to the subject matter. One topic or chapter can be discussed in greater detail
- Better personal explanation of written and or oral comments. A small group will allow more personal freedom for each contributor, as opposed to a large setting.

For the facilitation team:

- Better quality monitoring and impartial observation

For the consultants:

- Improved overview of the submitted comments
- Direct contact with contributors will increase their understanding of the reasons of submitted comments within the Surinamese context
- Additions, comments etc can be incorporated immediately into the document